

Title	Lithium ion conductive behavior of TiO ₂ nanotube/ionic liquid matrices
Author(s)	Vedarajan, Raman; Ogawa, Makoto; Matsumi, Noriyoshi
Citation	Nanoscale Research Letters, 9: 539
Issue Date	2014-10-01
Type	Journal Article
Text version	publisher
URL	http://hdl.handle.net/10119/12989
Rights	Raman Vedarajan, Makoto Ogawa and Noriyoshi Matsumi, Nanoscale Research Letters 2014, 9:539. © 2014 Vedarajan et al.; licensee Springer. This is an Open Access article distributed under the terms of the Creative Commons Attribution License (http://creativecommons.org/licenses/by/4.0), which permits unrestricted use, distribution, and reproduction in any medium, provided the original work is properly credited.
Description	

NANO EXPRESS

Open Access

Lithium ion conductive behavior of TiO₂ nanotube/ionic liquid matrices

Raman Vedrajan, Makoto Ogawa and Noriyoshi Matsumi*

Abstract

A series of TiO₂ nanotube (TNT)/ionic liquid matrices were prepared, and their lithium ion conductive properties were studied. SEM images implied that ionic liquid was dispersed on the whole surface of TNT. Addition of TNT to ionic liquid (1-butyl-3-methylimidazolium bis(trifluoromethylsulfonyl)amide (BMImTFSA)) resulted in significant increase of ionic conductivity. Furthermore, lithium transference number was also largely enhanced due to the interaction of anion with TNT. Vogel-Fulcher-Tammann parameter showed higher carrier ion number for TNT/BMImTFSA in comparison with BMImTFSA.

Keywords: TiO₂ nanotube; Ionic liquid; Lithium ion; Lewis acid

Background

In the field of ionics, a number of researchers are in search for electrolytes showing both high ionic conductivity and high selectivity for target cation transport. Also, in view of battery safety, intense researches have been carried out on solid polymer electrolytes [1-3] and non-flammable ionic liquids [4-6]. As a most common electrolyte, polyether derivatives have been widely studied for a long time with respect to their ion conductive behavior. In spite of moderate ionic conductivity of polyethers, their lithium ion transference number is generally very low at ambient temperature due to strong binding of ether oxygen to lithium cation. Their lithium ion transference number ranges only from 0.1 to 0.2 at ambient temperature. Moreover, ionic liquids which are composed of cation and anion are also unsuitable for selective target cation transport, because such component ions also migrate under potential gradient.

As a common strategy for enhancement of lithium transference number, covalent immobilization of anion structure on polymer framework [7-11] has been examined. However, this approach always resulted in decrease of ionic conductivity, due to the decrease of carrier ion number. As an alternative approach, incorporation of anion receptor in ion conductive matrices [12-21] has also been widely investigated. Particularly, boron incorporation to electrolytes is a valuable approach in which Lewis acid strength is

controllable by the choice of organoboron unit. So far, a variety of organoboron polymer electrolytes were prepared by hydroboration polymerization or dehydrocoupling polymerization, and their structure–property relationship has been reported in detail.

In the present paper, titanium oxide nanotube (TNT)/ionic liquid composites were prepared, and their ion conductive properties were studied. Addition of TiO₂ to PEO was reported to be effective in enhancing t_{Li^+} [22]. However, effect of TNT addition has not been reported so far. In the present work, addition of TNT to ionic liquid led to significant enhancement in both ionic conductivity and lithium ion transference number. As an interesting nanomaterial based on TiO₂, synthesis of TNT was developed both by chemical method and electrochemical method (anodic oxidation) [23]. Their applications as electrodes for various energy devices have also been studied [24-28]; however, it has not been examined as an additive for lithium ion conductive electrolytes to the best of our knowledge.

Methods

Experimental section

The ionic liquid 1-butyl-3-methylimidazolium bis(trifluoromethylsulfonyl)amide (BMImTFSA) was synthesized by the reaction between 1-methylimidazole and 1-chlorobutane, followed by an ion-exchange reaction using lithium bis(trifluoromethylsulfonyl)amide (LiTFSA) according to literature [29]. Commercially available LiTFSA (Wako Pure Chemicals Industries Ltd., Richmond, VA, USA) was purchased and

* Correspondence: matsumi@jaist.ac.jp
School of Materials Science, Japan Advanced Institute of Science and Technology, 1-1 Asahidai, Nomi, Ishikawa 923-1292, Japan




Figure 1 SEM images (left: TNT only, light: TNT + BMImTFSA).

was used without further purification. Similarly, lithium sheets were purchased from Honjo Chemical Co. Ltd (Neyagawa City, Osaka, Japan). The ionic conductivity for the organic-inorganic hybrids was evaluated by complex impedance method on a Solartron 1260 impedance analyser (Solartron Analytical, Hampshire, UK) using an amplitude of 100 mV and in the frequency range of 0.1 Hz to 1 MHz. TNT was prepared by anodic oxidation method according to a literature [23]. Each sample was prepared by mixing TNT (1 mol% of BMImTFSA), LiTFSA (equimolar to BMImTFSA) and BMImTFSA and stirring the mixture for 24 h. The sample was sandwiched between two blocks of stainless steel electrodes. All samples were thoroughly dried *in vacuo* before each measurement.

The lithium ion transference number (t_{Li^+}) was measured according to the method of Evans et al. [30]. The polarization current obtained from chronoamperometry and the charge transfer resistance between the electrolyte/lithium metal electrodes observed from the impedance spectra were substituted to Evans-Vincent-Bruce equation (Equation 1), where I_o and I_s , respectively, denote the initial state and steady state current. Here, R_o and R_s denote the charge transfer resistance for the initial and steady state, respectively.

$$t_{Li^+} = \frac{I_{(S)}[\Delta V - I_o R_o]}{I_{(O)}[\Delta V - I_s R_s]} \quad (1)$$

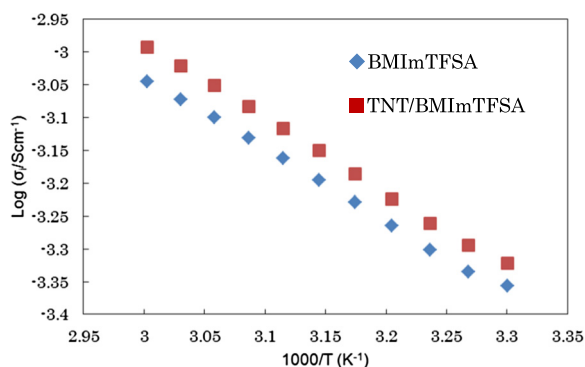


Figure 2 Temperature dependence of ionic conductivity for BMImTFSA and TNT/BMImTFSA.

All the operations were carried out under an argon atmosphere using identical Li electrodes using potentiostat coupled with Frequency Response Analyser (Versastat-3; Princeton Applied Research Co. Ltd., Bangkok, Thailand). Scanning Electron Microscopy (SEM) analysis was carried out on a Hitachi H-7100 (Hitachi Ltd., Chiyoda-ku, Japan).

Results and discussion

Prior to electrochemical studies, the morphology of the composite was studied using SEM. SEM images for TNT (left) and TNT/ionic liquid (1-butyl-3-methylimidazolium TFSA; BMImTFSA) (right) are shown in Figure 1. As reported in literature, regular honeycomb structure of around 100 nm was clearly observed for TNT. On the other hand, the image of TNT/BMImTFSA showed lower resolution possibly due to the presence of charges on the whole TNT surface. This is supporting the formation of homogeneous TNT/BMImTFSA composite. Although TNT was slightly soluble in ionic liquid, solvation did not affect its honeycomb structure.

Ion conductive properties of TNT/BMImTFSA were studied by AC impedance method after adding equimolar amount of LiTFSA to BMImTFSA. Temperature dependences of ionic conductivity for BMImTFSA and TNT/BMImTFSA are shown in Figure 2. Ionic conductivity of TNT/BMImTFSA linearly increased with raising temperature, showing that neither phase transition nor decomposition is taking place in the observed temperature range. TNT/BMImTFSA showed slightly higher ionic conductivity in comparison with BMImTFSA. The ionic conductivity of $8.3 \times 10^{-4} \text{ Scm}^{-1}$ was observed at 51°C.

Vogel-Fulcher-Tammann (VFT) fitting [31-33] was carried out to obtain further information in ion conductive

Table 1 VFT parameters for ion conductive matrices ($T_o = 150 \text{ K}$)

	A ($\text{Scm}^{-1} \text{ K}^{1/2}$)	B (K)	R^2	σ at 51°C (Scm^{-1})
BMImTFSA	1.04	759	0.9999	7.4×10^{-4}
TNT/BMImTFSA	1.25	772	0.9983	8.3×10^{-4}

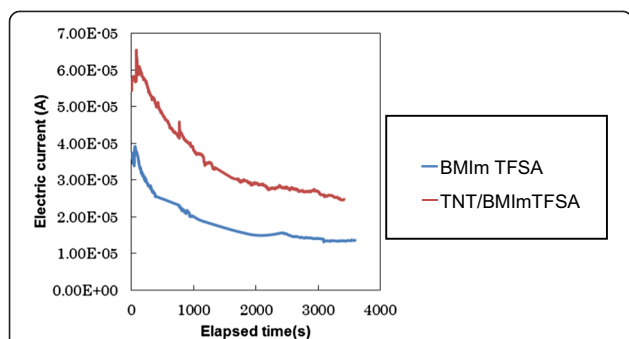


Figure 3 Time dependence of DC current for Li/electrolyte/Li cells at the applied voltage of 30 mV.

behavior. After optimization of T_o (ideal glass transition temperature), successful fitting with R^2 of over 0.998 was obtained. The parameters A and B stand for carrier ion numbers in the matrices and activation energy for ion transport, respectively. The VFT fitting parameters are listed in Table 1. TNT/BMImTFSA showed slightly higher activation energy for ion transport (B). However, carrier ion number (A) for TNT/BMImTFSA was also higher possibly due to promotion of salt dissociation under anion-TiO₂ interaction, which led to significantly higher ionic conductivity for TNT/BMImTFSA.

Lithium ion transference number of the composite was also evaluated by the method reported by Evans et al. First, time dependence of DC current was measured for Li/electrolyte/Li type cells under the applied voltage of 30 mV. After the initial decrease of DC current due to electrochemical double layer formation, gradually DC current reached steady state after 1,500 s (Figure 3). The lithium transference number was calculated using the equation reported by Evans et al. The parameters used for the calculation are listed in Table 2. TNT/BMImTFSA was found to show lithium ion transference number of 0.459 at ambient temperature, which was 1.5 times higher than that of BMImTFSA. This should also be due to efficient anion trapping effect by TNT.

Conclusions

In summary, addition of TNT to ionic liquid was found to be a fruitful method to enhance both ionic conductivity and lithium transference number via anion-TiO₂ interaction. When interaction between anion-anion receptor is strong, enhancement of lithium transference

number results in generally decreased carrier ion number and lower ionic conductivity. On the other hand, when anion-anion receptor interaction is weak, only enhancement of ionic conductivity is observed with no enhancement in lithium transference number. In the present system, moderate TNT-TFSA anion interaction led to desirable enhancement of both ionic conductivity and lithium transference number at the same time.

Competing interests

The authors declare that they have no competing interests.

Authors' contributions

RV carried out the morphological studies, helped MO in performing electrochemical studies, and drafted the manuscript. MO carried out electrochemical studies. NM conceived the study and helped to draft the manuscript. All authors read and approved the final manuscript.

Acknowledgement

We would like to thank Mr. Osamu Notoya at CNMT (Center for Nano Materials and Technology), JAIST for his assistance in the analysis of scanning electron microscopy.

Received: 16 July 2014 Accepted: 22 September 2014

Published: 1 October 2014

References

- Fenton DE, Parker JM, Wright PV: Complexes of alkali metal ions with poly(ethylene oxide). *Polymer* 1973, **14**:589.
- Wright PV: Electrical conductivity in ionic complexes of poly(ethylene oxide). *Br Polym J* 1975, **7**:319.
- Blonsky PM, Shriver DF, Allcock HR, Austin PE: Polyphosphazene solid electrolytes. *J Am Chem Soc* 1984, **106**:6854.
- Welton T: Room-temperature ionic liquids: solvents for synthesis and catalysis. *Chem Rev* 1999, **99**:2071.
- Ohno H: Functional design of ionic liquids. *Bull Chem Soc Jpn* 2006, **79**:1665.
- Ueki T, Watanabe M: Macromolecules in ionic liquids: progress, challenges and opportunities. *Macromolecules* 2008, **41**:3739.
- Hardy LC, Shriver DF: Preparation and electrical response of solid polymer electrolytes with only one mobile species. *J Am Chem Soc* 1985, **107**:3823.
- Tsuchida E, Ohno H, Kobayashi N: Single-ion conduction in poly[oligo(oxyethylene)methacrylate]-co-(alkali-metal methacrylates)]. *Macromolecules* 1988, **21**:96.
- Xu W, Siow KS, Gao Z, Lee Y: Novel alternating comblike copolymer electrolytes with single lithium ionic conduction. *Chem Mater* 1998, **10**:1951.
- Doan KE, Ratner MA, Shriver DF: Synthesis and electrical response of single-ion conducting network polymers based on sodium poly(tetraalkoxyaluminates). *Chem Mater* 1991, **3**:418.
- Fujinami T, Tokimune A, Metha MA, Shriver DF, Rawsky GC: Siloxalumininate polymers with high Li⁺ ion conductivity. *Chem Mater* 1997, **9**:2236.
- Mehta MA, Fujinami T: Li⁺ transference number enhancement in polymer electrolytes by incorporation of anion trapping boroxine rings into the polymer host. *Chem Lett* 1997, **915**–916.
- Sun XG, Angell CA: "Acid-in-chain" versus "base-in-chain" anionic polymer electrolytes for electrochemical devices. *Electrochim Acta* 2001, **46**:1467.
- Hirakimoto T, Nishiura M, Watanabe M: Effects of addition of a boric acid ester monomer to electrolyte solutions and gel electrolytes on their ionic transport properties. *Electrochim Acta* 2001, **46**:1609.
- Nishihara Y, Miyazaki M, Tomita Y, Kadono Y, Takagi K: Synthesis and ion conductive characteristics of inorganic-organic hybrid polymers bearing a tetraarylpentaborate unit. *J Polym Sci Part A* 2008, **46**:7913.
- Matsumi N, Sugai K, Ohno H: Selective ion transport in organoboron polymer electrolytes bearing a mesitylboron unit. *Macromolecules* 2002, **35**:5731.
- Matsumi N, Mizumo T, Ohno H: Single ion conductive characteristics of poly(organoboron halide)-imidazole complex. *Polym Bull* 2004, **51**:389.

Table 2 t_{Li^+} and related parameters for BMImTFSA and TNT/BMImTFSA

	R_0/Ω	R_s/Ω	$I_0/\mu A$	$I_s/\mu A$	t_{Li^+}
BMImTFSA	4131	1222	36.9	13.5	0.295
TNT/BMImTFSA	28.25	173.7	65.3	25.1	0.459

$$t_{Li^+}(\text{lithium ion transference number}) = I_s(\Delta V - I_0 R_0) / I_0(\Delta V - I_s R_s).$$

18. Matsumi N, Nakashiba M, Mizumo T, Ohno H: **Novel polymer / salt hybrid composed of comblike organoboron polymer electrolyte and boron-stabilized imido anion.** *Macromolecules* 2005, **38**:2040.
19. Matsumi N, Sugai K, Sakamoto K, Mizumo T, Ohno H: **Direct synthesis of poly(lithium organoborate)s and their ion conductive properties.** *Macromolecules* 2005, **38**:4951.
20. Matsumi N, Sugai K, Miyake M, Ohno H: **Polymerized ionic liquid via hydroboration polymerization as single ion conductive polymer electrolytes.** *Macromolecules* 2006, **39**:6924.
21. Matsumi N, Nakamura Y, Aoi K, Watanabe T, Mizumo T, Ohno H: **Enhanced ionic conduction in organoboron ion gels facilely designed via condensation of cellulose with boric acid in ionic liquids.** *Polym J* 2009, **41**:437.
22. Chung SH, Wang Y, Persi L, Croce F, Greenbaum SG, Scrosati B, Plichta E: **Enhancement of ion transport in polymer electrolytes by addition of nanoscale inorganic oxides.** *J Power Sources* 2001, **97-98**:644.
23. Macak JM, Tsuchiya H, Ghicov A, Yasuda K, Hahn R, Bauer S, Schmuik P: **TiO₂ nanotubes: self-organized electrochemical formation, properties and applications.** *Curr Opin Solid State Mater Sci* 2007, **11**:3-18.
24. Hyun Sik K, Seung-Ho Y, Yong-Hun C, Soon Hyung K, Yung-Eun S: **TiO₂-core/Sn-shell nanotube arrays based on monolithic negative electrode for Li-ion batteries.** *Electrochim Acta* 2014, **130**:600.
25. Lifang H, Chundong W, Xiaolin Y, Ruguang M, Hongkang W, Peirong C, Kui Z: **Synthesis of carbon nanotube/mesoporous TiO₂ coaxial nanocables with enhanced lithium ion battery performance.** *Carbon* 2014, **75**:345.
26. Jassen B, Julia K-L: **Silicon on conductive self-organized TiO₂ nanotubes - a high capacity anode material for Li-ion batteries.** *J Power Sources* 2014, **258**:129.
27. Yiping T, Xiaoxu T, Guangya H, Guoqu Z: **Nanocrystalline Li₄Ti₅O₁₂-coated TiO₂ nanotube arrays as three-dimensional anode for lithium-ion batteries.** *Electrochim Acta* 2014, **117**:172.
28. Jie W, Ran R, Moses OT, Zongping S: **Self-assembled mesoporous TiO₂/carbon nanotube composite with a three-dimensional conducting nanonetwork as a high-rate anode material for lithium-ion battery.** *J Power Sources* 2014, **254**:18.
29. Wilkes JS: **Green Industrial Applications of Ionic Liquids.** In Edited by Rogers RD, Seddon KR, Volkov S. Netherlands: Kluwer Academic Publishers; 2003:295.
30. Evans J, Vincent CA, Bruce PG: **Electrochemical measurement of transference numbers in polymer electrolytes.** *Polymer* 1987, **28**:2324.
31. Vogel H: **The law of the relation between the viscosity of liquids and the temperature.** *Phys Z* 1921, **22**:645.
32. Fulcher GS: **Analysis of recent measurements of the viscosity of glasses.** *J Am Ceram Soc* 1925, **8**:339.
33. Tamman G, Hesse WZ: **Die abhängigigkeit der viscosität von der temperatur die unterkühlten flüssigkeiten.** *Anorg Allg Chem* 1926, **156**:245.

doi:10.1186/1556-276X-9-539

Cite this article as: Vedarajan et al.: Lithium ion conductive behavior of TiO₂ nanotube/ionic liquid matrices. *Nanoscale Research Letters* 2014 **9**:539.

Submit your manuscript to a SpringerOpen[®] journal and benefit from:

- Convenient online submission
- Rigorous peer review
- Immediate publication on acceptance
- Open access: articles freely available online
- High visibility within the field
- Retaining the copyright to your article

Submit your next manuscript at ► springeropen.com
